

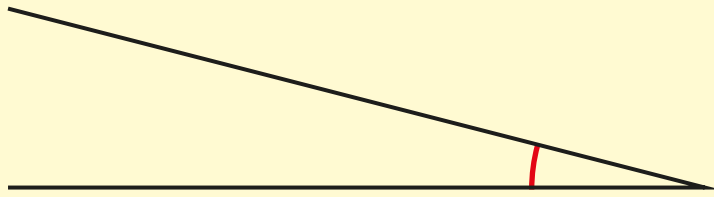
5

PROPERTIES OF SHAPE

White
Rose
Maths


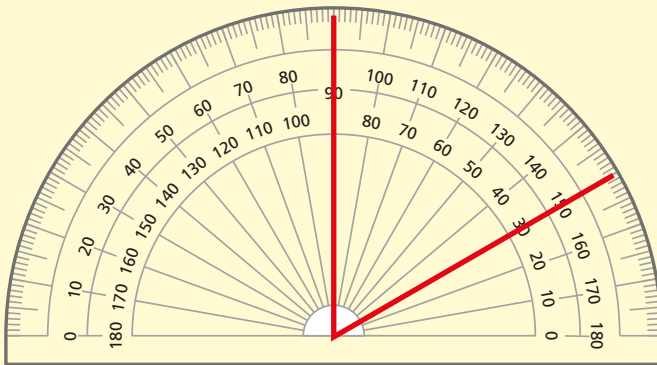


1 Measure the angle.



2 Teddy has measured the angle.

Give a reason why Teddy is **not** correct.




The angle
is 150° .

3 Complete the sentences.

There are 90° in a _____

Angles on a straight line add up to

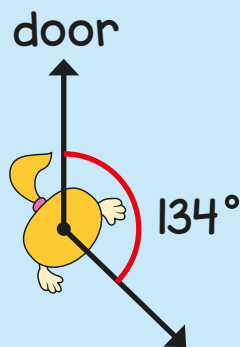
- 4 Measure the smallest angle in this quadrilateral.



- 5 Eva is facing a door.

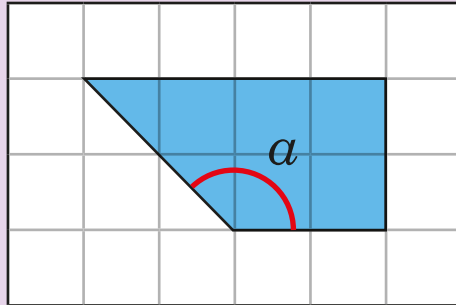
She turns 134° clockwise.

How many more degrees clockwise will she need to turn before she faces the door again?



6 Calculate the size of angle α in this shape.

Do **not** use a protractor.

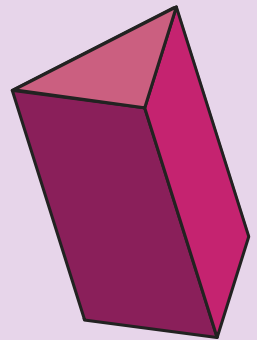


7 Complete the sentences.

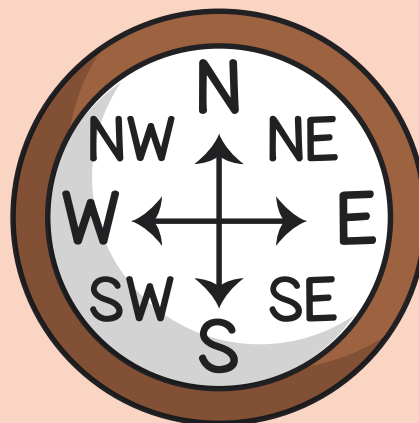
A triangular prism has faces.

A triangular prism has edges.

A triangular prism has vertices.



- 8 Use the compass to complete the sentences.

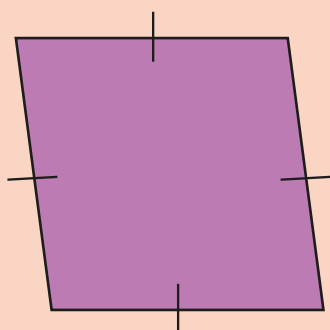


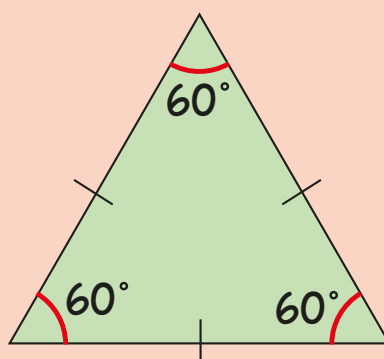
The angle from south to _____ is a right angle.

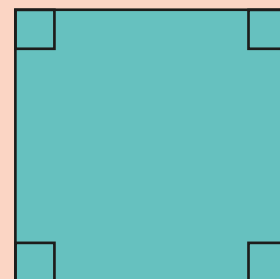
The angle from east to _____ is an acute angle.

The angle from _____ to north-west is a reflex angle.

- 9 For each shape, state whether it is regular or irregular.







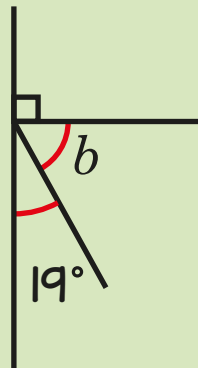
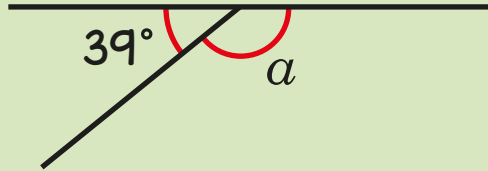
10 Draw a line that is 5.6 cm long.

Use this line to draw a 40° angle.





Calculate the sizes of angles a and b .



Answers



- 1 15° plus or minus 2°
- 2 Teddy didn't start measuring from zero.
- 3 There are 90° in a **right angle** or **quarter turn**.
Angles on a straight line add up to 180° .
- 4 65° plus or minus 2°
- 5 226°
- 6 $90 + 45 = 135$
 $a = 135^\circ$
- 7 A triangular prism has **5** faces.
A triangular prism has **9** edges.
A triangular prism has **6** vertices.
- 8 east or west
north-east or south-east
north, north-east or east (clockwise) or west, south-west
or south (anticlockwise)
- 9 irregular
regular
regular
- 10 line of 5.6 cm accurately drawn using a ruler
angle of 40° accurately drawn using 5.6 cm line
- 11 $a = 141^\circ$
 $b = 71^\circ$