

4

STATISTICS

White
Rose
Maths





A book shop records the number of books sold each day for a week.

Day	Number of books sold
Monday	
Tuesday	
Wednesday	
Thursday	
Friday	

= 8 books

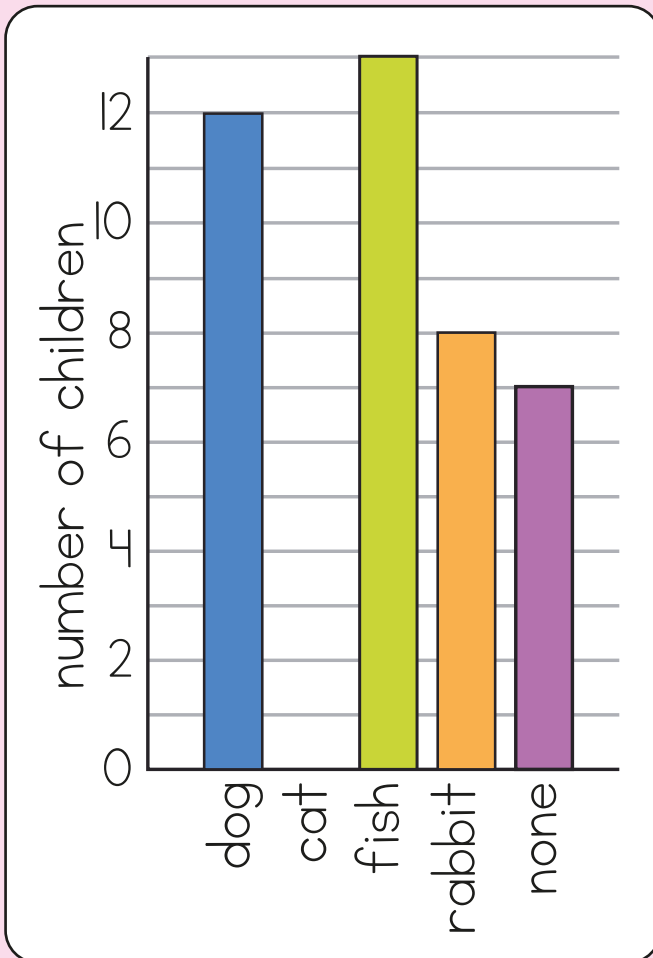
On which day are the most books sold?

How many more books are sold on Wednesday than on Monday?

37 more books are sold on Saturday than on Friday.

How many books are sold on Saturday?

- 2 The bar chart shows the pets that children have in Class 4



Animal	Number of children
dog	
cat	5
fish	13
rabbit	
none	7

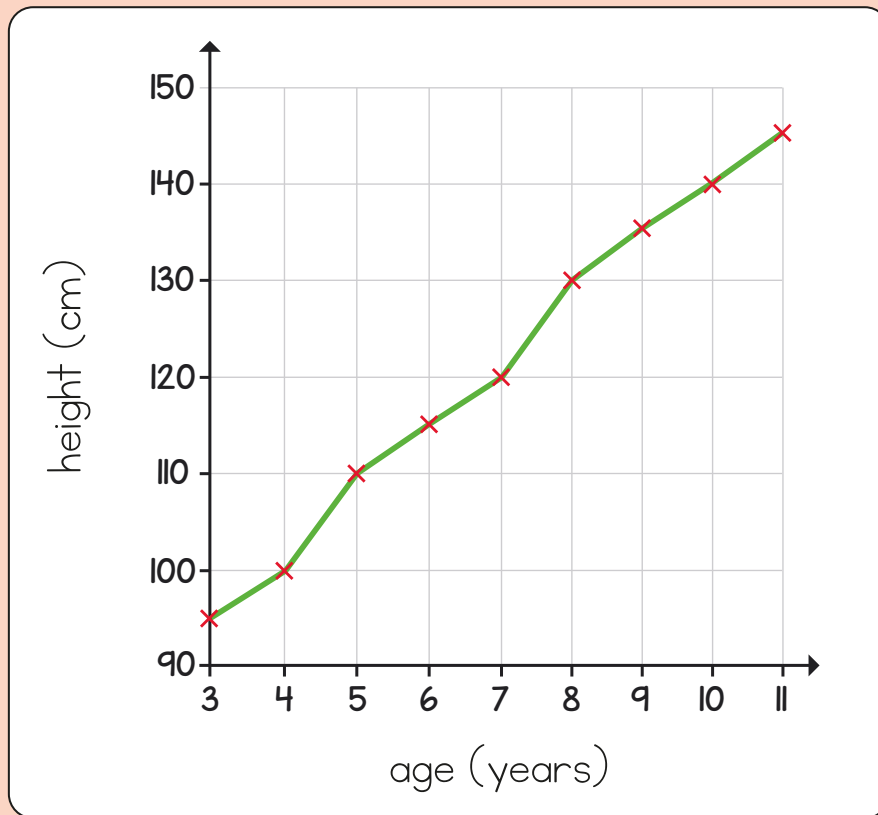
Use the bar chart to complete the table.

Complete the bar chart to show the number of children who have a cat.

There are only 34 children in the class.

Why is the total more than this?

- 3 The graph shows the average height of children from 3 to 11 years old.



What is the average height of an 8-year-old child?

cm

What is the difference in average height between a 6-year-old and a 10-year-old?

cm

How many centimetres does a child grow on average between 3 and 5 years old?

cm

- 4 The table shows the number of people who visited a cinema.

	Number of people at 1 pm	Number of people at 6 pm
Screen 1	106	239
Screen 2	82	353
Screen 3	97	249

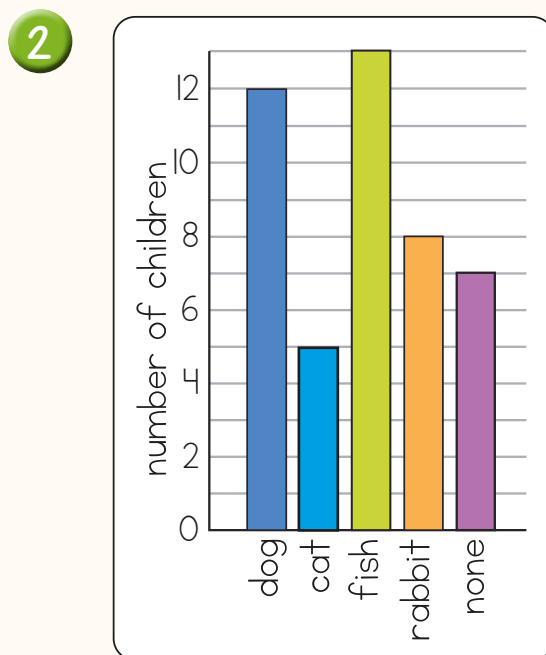
Which screen had the fewest number of people at 6 pm?

How many more people were in screen 3 at 6 pm than at 1 pm?

Answers



- 1 Tuesday
2 more books
57 books



Animal	Number of children
dog	12
cat	5
fish	13
rabbit	8
none	7

Some children might have more than one pet.

- 3 130 cm
25 cm
15 cm
- 4 Screen 1
152 more people