




2

STATISTICS



- 1 Rosie draws a tally chart for the hair colour of the children in her class.

Hair colour	Tally	Number
brown		
blonde		8
black		6
red		2

How many children have brown hair?


children

Complete the tally for children with blonde hair.

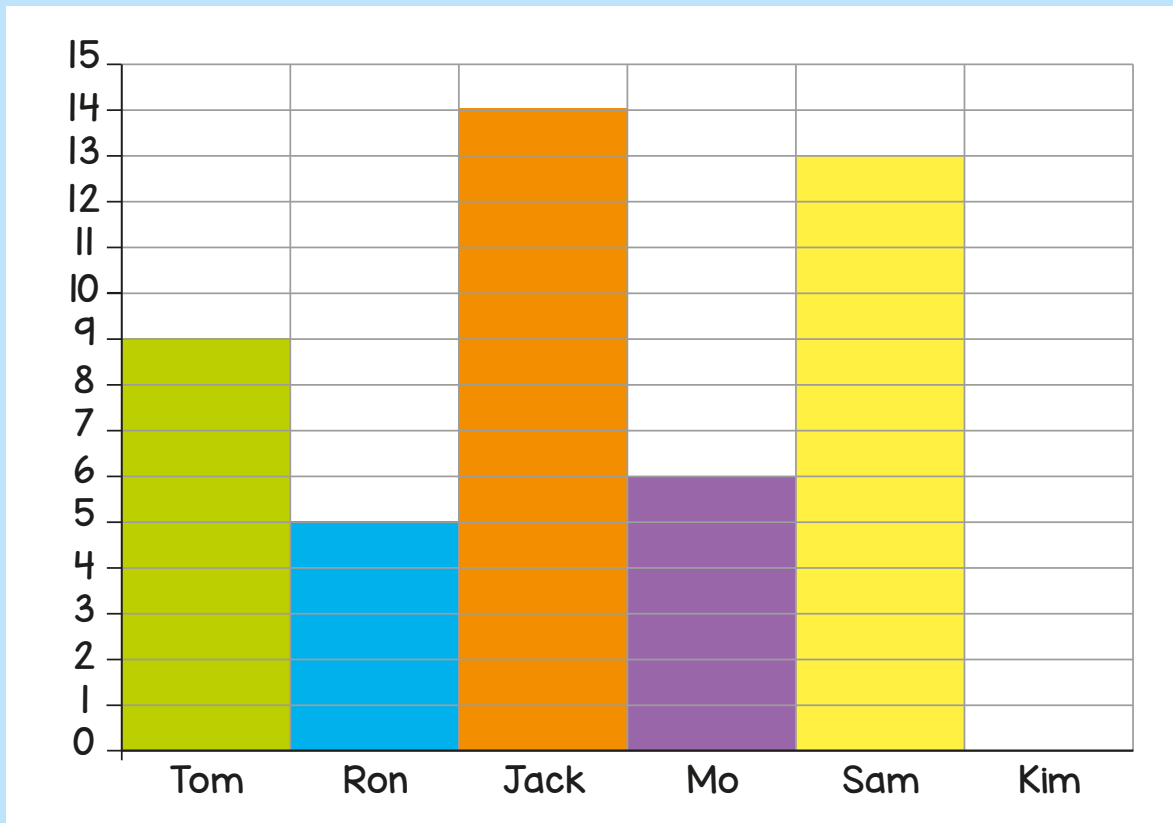
How many children are in Rosie's class?

children

2 The children in class 2 have a competition. They count how many balls go through a hoop in 1 minute.



The block diagram shows the results.







Who gets the fewest balls through the hoop? _____

How many more balls does Jack get through the hoop than Ron?

Kim gets 6 balls through the hoop.

Show this information on the diagram.

- 3 The pictogram shows how much money 4 children have in their money boxes.

Child	Money
Teddy	
Jack	
Eva	
Dora	


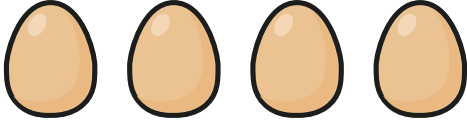

Each  represents £5

How much money does
Teddy have?

How much more money does
Dora have than Jack?

If Eva spends £2, how much
money does she have left?

- 4 The pictogram shows how many eggs some chickens lay each day.

Day	Number of eggs
Monday	
Tuesday	
Wednesday	
Thursday	
Friday	

Each  represents 2 eggs.

On Thursday, the chickens lay 4 eggs.

On Friday, the chickens lay three more eggs than they do on Thursday.

Complete the pictogram.

Answers



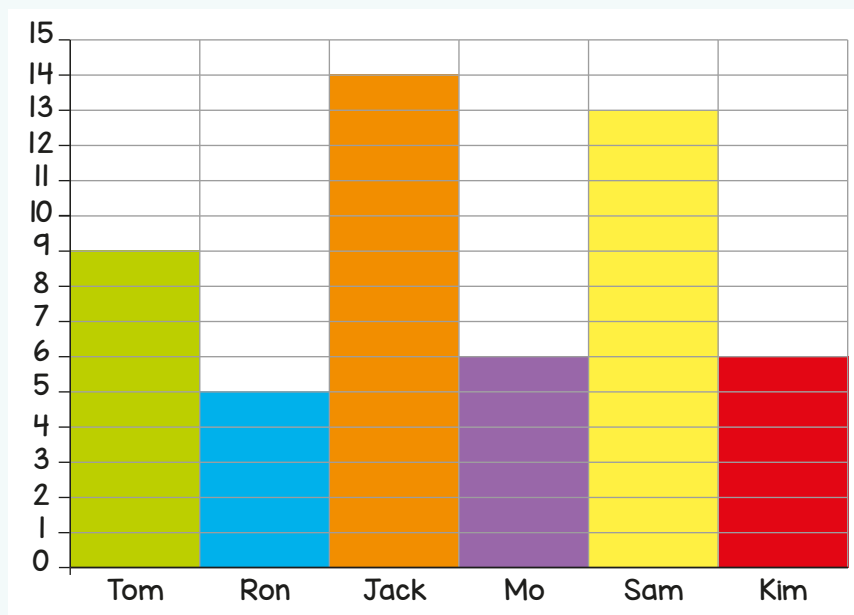
1 14 children

Hair colour	Tally	Number
brown		14
blonde		8
black		6
red		2

30 children





2 Ron

9



- 3 £25
£15
£8

4

Day	Number of eggs
Monday	
Tuesday	
Wednesday	
Thursday	
Friday	